


Fibreglass mesh

Alkali-resistant fibreglass mesh used in reinforcing protective waterproofing compounds, anti-fracture membranes and insulating materials



WHERE TO USE

Reinforcing for:

- Mapelastic** used in waterproofing of terraces, balconies, swimming pools, bathtubs, shower stalls, etc., prior to installing ceramic tile or natural stone.
- Protective elastic finishing with **Mapelastic** applied over cement-based surfaces with crazing in interiors and exteriors.
- Waterproofing with **Mapegum WP** and **Aquaflex** in particularly stressed areas, e.g. joints between walls and floors, etc.
- Mapegum WP** and **Aquaflex** when used as anti-fracture membranes over screeds or walls with crazing in interiors.
- Plastisol 1** when used for repair of cracked bituminous membranes and with **Plastimul** when applied over substrates with crazing.
- Polystyrene, polystyrene foam, rock-wool, and cork insulation installed with **Mapetherm AR1** or mortars manufactured with **Adesilex FIS13**.

TECHNICAL CHARACTERISTICS

The mesh is made of fibreglass treated with a special primer that provides resistance to alkalis and also promotes adhesion with all products used for waterproofing and insulation.

When the levelling compound or waterproofer hardens, the fibreglass mesh forms a reinforcement that prevents the formation of cracks caused by movement of the substrate or the tiled-over surface. It also facilitates the application of the finishing compound in a uniform thickness of 2 mm and increases resistance to temperature variations and abrasion of the system.

APPLICATION PROCEDURE

The **Fibreglass mesh** must be completely covered by the waterproofing or levelling compound:

- Apply an even coat of approx. 1 to 1.5 mm of the waterproofing or levelling compound with a smooth-edged trowel.
- Place the mesh over the waterproofer or leveller while still wet and gently press it in with the trowel so it is completely covered.
- When the surface has hardened (usually 12 to 24 hours depending on the type of product used, the ambient temperature and humidity, and the thickness), apply a second coat of the product if needed.

The edges of adjacent sheets of fibreglass mesh should overlap by at least 5 cm.

PACKAGING

Rolls 50 m long and 1000 mm wide.

FOR PROFESSIONALS.

WARNING

Although the technical details and recommendations contained in this report correspond to the best of our knowledge and experience, all the above information must, in every case, be taken as merely indicative and subject to confirmation after long-term practical applications; for this reason, anyone who intends to use the product must ensure beforehand that it is suitable for the envisaged application. In every case, the user alone is fully responsible for any consequences deriving from the use of the product.

Fibreglass mesh



Repairing cracks with Plastisol 1 reinforced with Fibreglass mesh



Waterproofing with Mapelastik reinforced with Fibreglass mesh

TECHNICAL DATA (typical values)

PRODUCT IDENTIFICATION

Colour:	white
Weight (g/m ²):	157
Mesh size (mm):	4x4.5
Resistance to alkalis:	yes
Storage:	unlimited
Hazard classification according to EEC 88/379:	none
Customs class:	7019 90 99

APPLICATION DATA

Break load (1):	1850 N
Elongation at break (1):	5%

(1) Data obtained from a sample 50 cm wide

All relevant references of the product are available upon request



MAPEI GROUP CERTIFIED MANAGEMENT SYSTEMS (Quality, Environment and Safety)




MAPEI S.p.A. - ITALY




MAPEI FRANCE



MAPEI INC - CANADA



RESCON MAPEI AS - NORWAY



MAPEI KFT. - HUNGARY



MAPEI FAR EAST Pte Ltd



MAPEI Sro - CZECH REP.